

# Miva Merchant 9

**RATINGS & REVIEWS**

# RATINGS & REVIEWS

## Installing the Ratings & Reviews Module


Module adds ratings and reviews to your Miva store.

### Technical Requirements

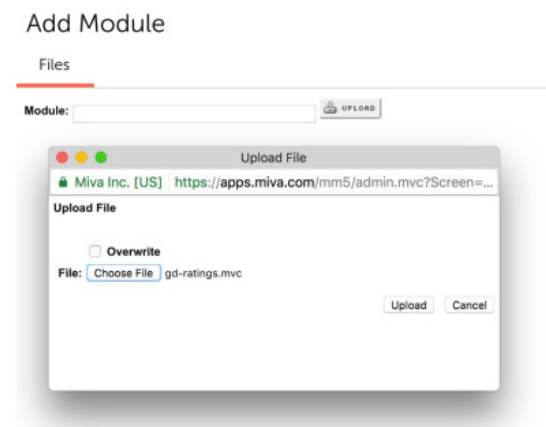
Miva Merchant 9 or later Miva Merchant Engine v5.19 or later MySQL Database Understanding of HTML, CSS, and Miva Merchant Template Language (SMT)

### Module Installation

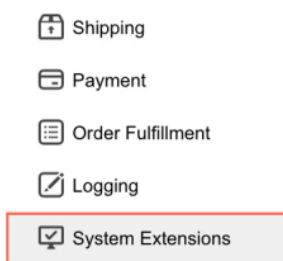
Step 1: Click on “Menu,” drop down to “Modules” and then click on the “+” icon to upload the module.



Step 2: Click on “Upload,” navigate to where you downloaded your module file to and upload it.

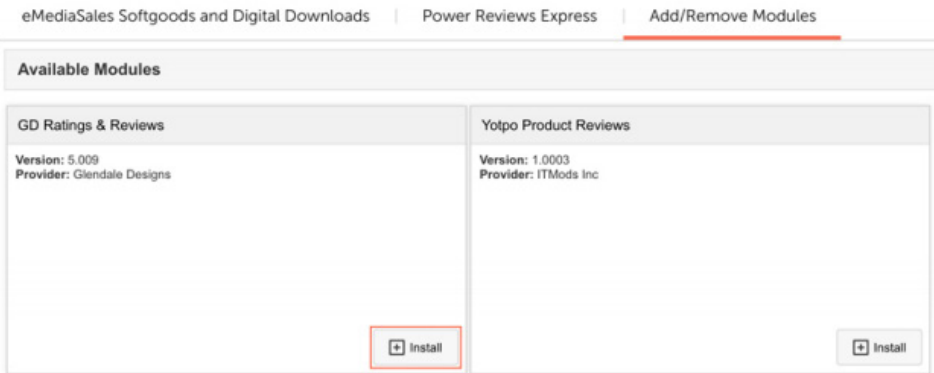


Step 3: Click on “Menu,” drop down to “System Extension Settings” in the admin dropdown menu.



Step 4: Click on the “Add/Remove Modules” Tab and click on the “Ratings & Review” module and click the “Install” button.

## System Extension Settings



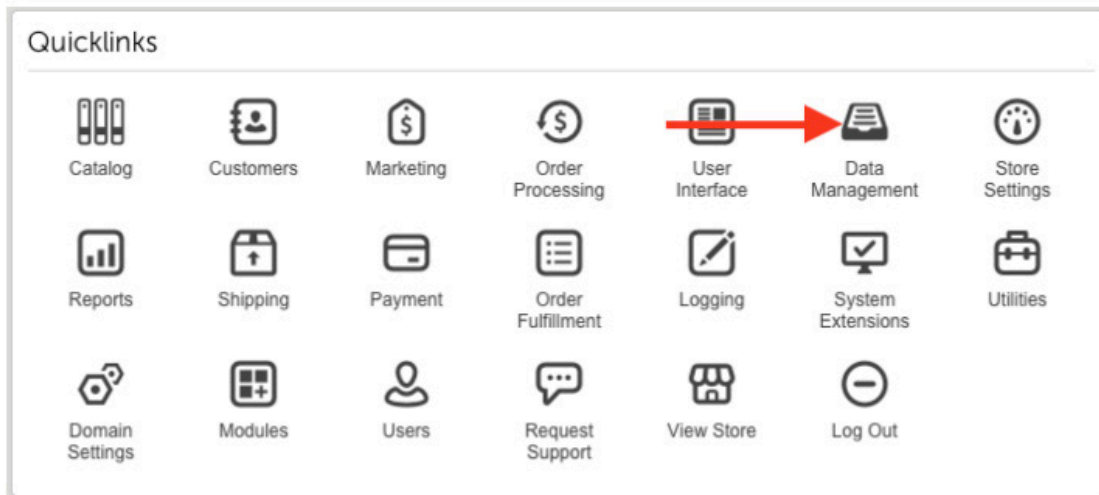
Step 5: A new “GD Ratings & Reviews” Tab will now appear and you can fill out the settings with your information.

In Miva 9 you will be redirected to the module admin after install. On Miva 5 at the top of the screen, click on \*GD Ratings & Reviews (the asterisks indicates that the module has not yet been licensed).

## Import Module Installation

Follow steps 1-4 above for the import module (gd-ratings-import.mvc) before continuing with this installation.

Step 1: Click “Data Management” button on the dashboard screen.

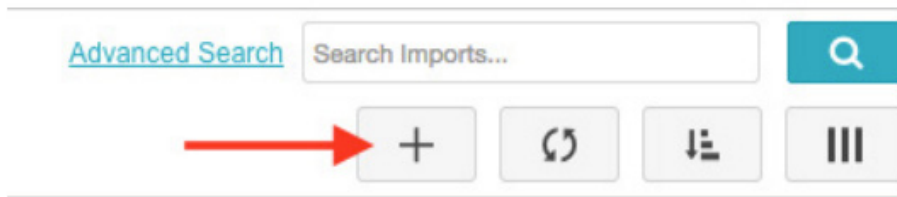


Step 2: Click “Import Settings” button in the top nav.

## Data Management

Import/Export  Import Settings | Database Tools

Step 3: Click the plus button on in the right section of the top nav.



Step 4: In the dialog that pops open enter “Add GD Ratings & Reviews from CSV” for the description and select the “GD Ratings & Reviews Import” from the Import Module selector. We recommend you also choose “Comma” for the delimiter.

A screenshot of the 'Add Import' dialog box. The title is 'Add Import'. It contains several fields and options:

- Description:** Add GD Ratings & Reviews from CSV
- Import Module:** GD Ratings & Reviews Import (dropdown)
- Reviews:** Add New Product Reviews Only (dropdown)
- Delimiter:** Comma (dropdown)
- File Contains a Header Row
- Fields:**
  - Determine Automatically Using Heade
  - Manually Assign

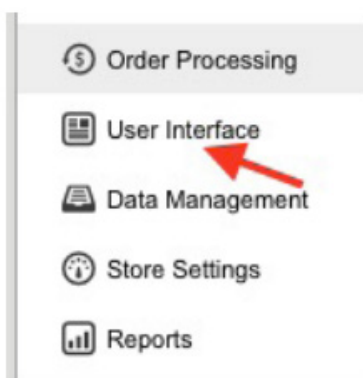
At the bottom right, there are 'Cancel' and 'Add' buttons.

Done: That completes the installation and setup of the import module.

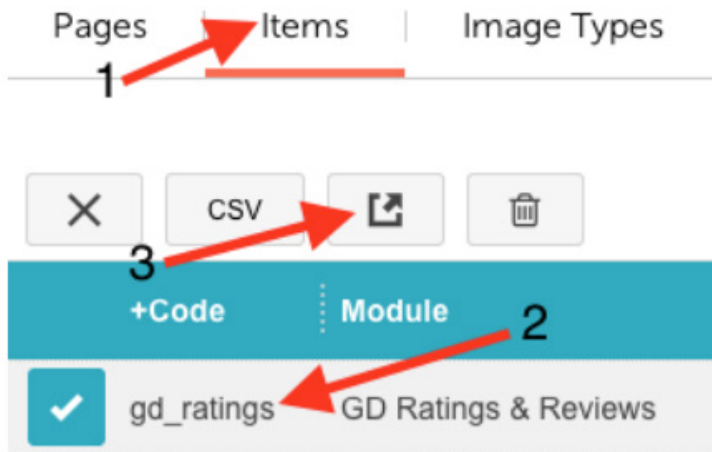
## Module Setup

To begin using the module, you'll need to make a few template changes.

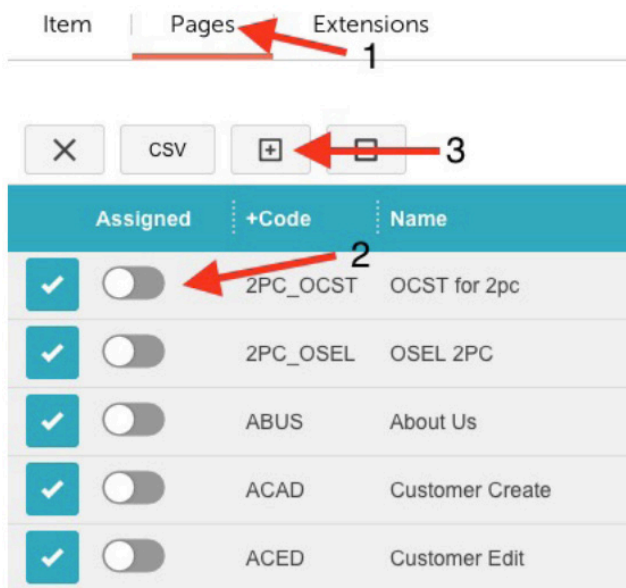
Step 1: Click “User Interface” in the admin dropdown menu.



Step 2: Click the “Items” tab. Look for the gd\_ratings item and click it to highlight it. Now click the open button.



Step 3: Click the “Pages” tab to assign to all pages. Click the toggle next to the screen code to turn it on. To quickly assign to all pages you can use the keyboard short cut Ctrl + a (cmd + a on Mac), then press the + button in the toolbar above the pages grid. Make sure that it’s at least assigned to PROD, CTGY, PLST, SRCH, and INVC.



Step 4: Go to the Product Page -> Product Display template. In this template insert the star token where desired.

### Example:

Click on image for gist:

```
<mvt:item name="gd_ratings" param="stars|enhanced" />
<h1>&mvt:product:name;</h1>
<div class="product-details-1"><div class="product-image" style="border:none;height:206px;">
</div>
...

```

In this template you'll need to also add the reviews token. Normally this is inserted at the end of the Product Display template.

### Example:

Click on image for gist:

```
...
<mvt:item name="gd_ratings" param="reviews" />

```

Finally in the head tag of this template insert the public\_resources item. This item pulls in css and javascripts for the module.

### Example:

```
<head>
...
<mvt:item name="gd_ratings" param="public_resources" />
</head>
...

```

Again add the public\_resources item at the end of the head tag.

### Example:

```
<head>
...
<mvt:item name="gd_ratings" param="public_resources" />
</head>
...

```

## Module Settings

Main settings panel for this module can be found under System Extensions > GD Ratings & Reviews.

### Settings Panel: Display

Rating Stars Icon - Font awesome icon code (use the part after the fa-, ie. for fa-star use star).

Primary Color

Product Exclusions


Product Review Per Page

---

## Store Review Per Page

### Display

Rating Stars Icon ⓘ

Primary Color ⓘ 

## Settings Panel: Mail After

Send After (Days)

After - options are Order Date or Shipment Date

Follow Up Email Page Code

From

CC

BCC

Subject

### Mail After

Send After (Days)  After

Follow Up Email Page Code

From

CC

BCC

Subject

## Settings Panel: Customer Notification Email

Notify Client Email Page Code

From

CC

BCC

Subject

Customer Notification Email

Notify Client Email Page Code  
EMAIL\_GD\_REVIEW\_NOTIFY

From  
sabine@glendaledesigns.com

CC

BCC

Subject  
Please Review Your Recent Purchases on

### Settings Panel: Spam Protection

Google Recaptcha Site Key

Google Recaptcha Secret Key

See Google Recaptcha for more information and to register your site to receive API credentials.

Spam Protection

Google Recaptcha Site Key

Google Recaptcha Secret Key

### Settings Panel: Additional Rating Fields

Add - use to add new additional rating fields

Additional Rating Fields

- Value - [delete](#)
- Quality - [delete](#)
- [Add](#)

See Google Recaptcha for more information and to register your site to receive API credentials.

### Settings Panel: Additional Rating Fields

Add - use to add new additional rating fields



## Additional Rating Fields

- Value - [delete](#)
- Quality - [delete](#)
- [Add](#)

This will be displayed here:

**Value**  **4.0**

**Quality**  **4.0**

## Components

The following are available page item tokens that can be used with the `gd_ratings` component.

**Usage:** To use the component insert an item tag into a template as follows replacing `COMPONENT` with value that corresponds with the desired component below.

## Example:

```
<mvt:item name="gd_ratings" param="COMPONENT|PARAMS" />
```

Italics indicates that the parameter is optional.

component	params	description
review_widget		Renders the review form widget
reviews	<i>product_id</i>	Renders the reviews for a given product. If no product id is provided, component will attempt to guess the product the corresponds with it's usage.
stars	<i>style</i>	Renders the stars display. The style parameter is optional if none is provided defaults to "basic"
track		Tracks the order for email follow-up
testimonials		Loads the testimonials into a page variable for use in displaying store level reviews and aggregate rating.
public_resources		Item used to load css and javascripts for module.
date_format	format, date_var	Used to convert timestamps into a human readable date.

## Reviews (reviews)

The following are variables that are added to the template when the reviews item is used.

```
<mvt:item name="gd_ratings" param="reviews" />
```

---

## Variable

&mvt:gd\_ratings:protocol\_relative\_url;  
&mvt:product:gd\_ratings:total;  
&mvt:product:gd\_ratings:perc;  
&mvt::product:gd\_ratings:rating;  
&mvt:product:gd\_ratings:recommend:perc;  
&mvt:product:gd\_ratings:breakdown  
&mvt:product:gd\_ratings:breakdown[n]:count;  
&mvt:product:gd\_ratings:breakdown[n]:overall;  
&mvt:product:gd\_ratings:breakdown[n]:perc;  
&mvt:product:gd\_ratings:breakdown[n]:count;  
&mvt:product:gd\_ratings:reviews  
&mvt:product:gd\_ratings:reviews[n]:approved;

Note: Do not forget to include the public\_resources item when using this item.

## Store Testimonials (testimonials)

```
<mvt:item name="gd_ratings" param="testimonials" />
```

### Entities:

#### Variable

Variable	Description
&mvt:gd_ratings:testimonials:aggregate:perc;	Aggregate store rating as percentage
&mvt:gd_ratings:testimonials:aggregate:rating;	Aggregate store rating
&mvt:gd_ratings:testimonials:aggregate:total;	Total store reviews
&mvt:gd_ratings:testimonials:listing	Array of store testimonials
&mvt:gd_ratings:testimonials:listing[n]:approved;	Store testimonials approved status, 1 = approved
&mvt:gd_ratings:testimonials:listing[n]:id;	Store testimonial id
&mvt:gd_ratings:testimonials:listing[n]:overall;	Store testimonial rating
&mvt:gd_ratings:testimonials:listing[n]:summary;	Store testimonial summary
&mvt:gd_ratings:testimonials:listing[n]:user	Store testimonial user structure
&mvt:gd_ratings:testimonials:listing[n]:user:email;	Store testimonial user email
&mvt:gd_ratings:testimonials:listing[n]:user:id;	Store testimonial user id
&mvt:gd_ratings:testimonials:listing[n]:user:location;	Store testimonial user location
&mvt:gd_ratings:testimonials:listing[n]:user:nickname;	Store testimonial user nickname

### Example implementation:

```

<mvt:item name="gd_ratings" param="testimonials" />
<mvt:if expr="l.settings:gd_ratings:testimonials:aggregate:total GT 0">
  <div>
    Our Users Gave us a &mvte:gd_ratings:testimonials:aggregate:rating; out of 5
  </div>
  <mvt:foreach iterator="review" array="gd_ratings:testimonials:listing">
    <div class="gd-store-review">
      <div class="gd-store-review-rating">
        &mvte:review:overall; out of 5
      </div>
      <div class="gd-store-review-summary">
        &mvte:review:summary; <br />
        - &mvte:review:user:nickname (&mvte:review:user:location;)
      </div>
    </div>
  </mvt:foreach>
</mvt:if>

```

## Public Resources (public\_resources)

This item will include all the necessary styles and javascripts that are needed to display the widgets properly. Normally this is added to the “head” tag.

```
<mvt:item name="gd_ratings" param="public_resources" />
```

## Example implementation:

```

<head>
  ...
  <mvt:item name="gd_ratings" param="public_resources" />
</head>

```

## Review Stars (stars)

Review stars can be displayed on any page. It can be used as follows:

```

<mvt:item name="gd_ratings" param="stars" />
<mvt:item name="gd_ratings" param="stars|type" />
<mvt:item name="gd_ratings" param="stars|type|product_id" />

```

## Possible values for type are:

basic -> The stars without the snapshot overlay

enhanced -> The stars with the snapshot overlay (we recommend using this on the product page only)  
 The product\_id should be a number that corresponds with the desired product id. When no product\_id is supplied then the component attempts to discover the product based on the environment. It will automatically work in a stock product listing loop or on a page that contains the stock product item.

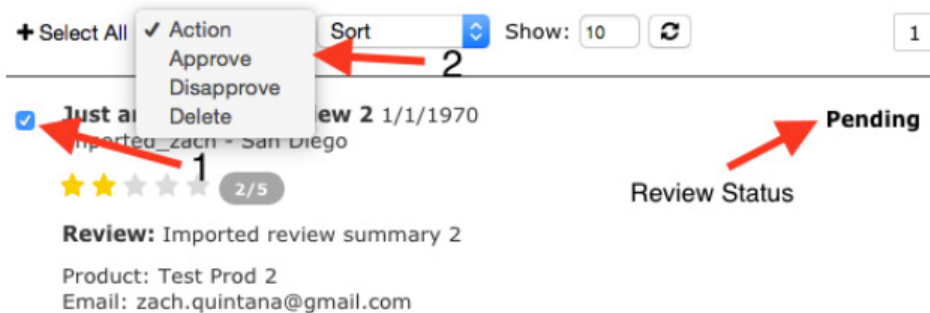
Note: Do not forget to include the public\_resources item when using this item.

## Usage

### Approving/Disapproving Ratings

When ratings are submitted they will need to be approved before they are displayed in Miva. This is done by navigating to the module admin located in System Extensions > GD Ratings & Reviews and approving/disapproving them. Click the checkbox next to the review, then use the action dropdown to perform actions on this record such as approve.

### Example for product reviews:



When a review status is changed, the reviewer will receive an email automatically if they have asked for notifications and the emails are properly setup. The store reviews function identically.

### Success Messages

Changing the page the client gets redirected to after successful review is as simple as adding a hidden input for Screen code to the Review Widget template.

For example to send someone to the page code REVIEW\_SUCESS after a successful review you can do that following:

```
...  
<form action="&mvt:global:sessionurl;" method="post">  
  <input type="hidden" name="Action" value="GD_WREVIEW" />  
  <input type="hidden" name="GD_Ratings:product_review:product_id" value="&mvt:gd_ratings:p  
roduct.id;" />  
  <input type="hidden" name="Screen" value="REVIEW_SUCCESS" />  
...
```

You can also add conditional success pages for reviews submitted from email by doing the following:

```

...
<form action="&mvt:global:sessionurl;" method="post">
  <input type="hidden" name="Action" value="GD_WREVIEW" />
  <input type="hidden" name="GD_Ratings:product_review:product_id" value="&mvt:gd_ratings:p
roduct:id;" />
  <mvt:if expr="g.OrderID GT 0">
    <input type="hidden" name="Screen" value="REVIEW_SUCCESS_EMAIL" />
  <mvt:else>
    <input type="hidden" name="Screen" value="REVIEW_SUCCESS" />
  </mvt:if>
...

```

In addition to using the return screen code, you can conditionally check g.GD\_Ratings:Reviewed for a value greater than zero.

### Example:

```

<mvt:if expr="g.GD_Ratings:Reviewed GT 0">
  Thank you for your review!
</mvt:if>

```

## Importing Reviews

The easiest way to do this is to navigate to the import, and export a import template.

## Exporting the Template

Navigate back to Data Management -> Import Settings and select the "Add GD Ratings & Reviews from CSV". Now click the CSV Template or XLS Template download button at the top.

The screenshot shows a navigation bar with three tabs: 'Import/Export', 'Import Settings' (which is active and underlined in red), and 'Database Tools'. Below the navigation bar, there are three buttons: 'CSV' (with a close icon), 'CSV Template' (with a download icon and a red arrow pointing to it), and 'XLS Template' (with a download icon). Below the buttons is a table with two columns: '+Description' and 'Module'. The table contains one row with a checkmark in the first column, the text 'Add GD Ratings & Reviews from CSV' in the second column, and 'GD Ratings & Review...' in the third column.

## Create Import CSV

Fill in the import template with the data you'd like to import. When you save it be sure to save as a CSV with the settings you've specified while setting up the import.

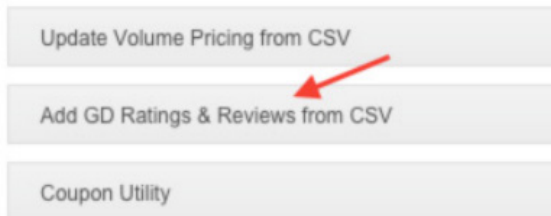
---

## Import Columns

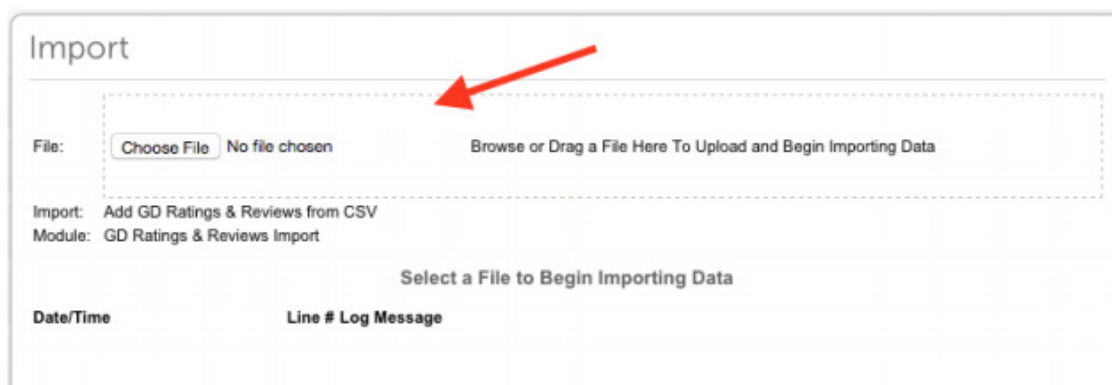
Column Name	Required (y/n)	Description
TITLE	y	Review title
RATING	y	Review rating (out of 5)
SUMMARY	y	Review summary
RECOMMENDED	n	Use 1 if the product was recommended
PRODUCT_CODE	y	Corresponding product code for the review
ORDER_ID	n	Order ID if the review correspond with an existing order
APPROVED	y	Approval status, use 1 for approved, 2 for disapproved, anything else is pending
CREATED_AT	n	Review creation timestamp, in unix time
USER_NICKNAME	n	Review user nickname
USER_EMAIL	n	Review user email
USER_LOCATION	n	Review user location
USER_CUST_ID	n	Review customer id if the this user correspond with a existing customer in Miva

## Import the Data

**Step 1:** Navigate to Data Management -> Import/Export and click the “Add GD Ratings & Reviews from CSV” button in the Import Data section.



Step 2: Drag and drop your import file you’ve created into the File box.



## Version Specific Update Notes

Some version updates may contain additional upgrade notes mostly regarding template changes.

---

## Upgrade to v5.002

To fully take advantage of the product restrictions one template change needs to be made to the customer followup email template (default page code EMAIL\_GD\_FOLLOWUP).

### Locate and change:

```
<mvt:foreach iterator="item" array="order:items">
```

To:

```
<mvt:foreach iterator="item" array="gd_ratings_review:items">
```

## Upgrade to v5.004

If you have been using a version less than 5.004 there is an important template that relates to pagination that must be added to the “Reviews Display” template. The pagination partial that should be added to that template is as follows:

### Top Pagination:

```
    </li>
  </mvt:if>
</ul>
<div class="gd-reviews-pagination-sort">
  <form action="&mvt:global:sessionurl;">
    <input type="hidden" name="Screen" value="PROD" />
    <input type="hidden" name="Product_Code" value="&mvt:product:code;" />
    <input type="hidden" name="Store_Code" value="&mvt:global:Store_Code;" />
    <select name="GD_Ratings:Sort">
      <mvt:if expr="g.GD_Ratings:Sort EQ 'newest'">
        <option value="newest" selected="selected">Newest</option>
      <mvt:else>
        <option value="newest">Newest</option>
      </mvt:if>
      <mvt:if expr="g.GD_Ratings:Sort EQ 'oldest'">
        <option value="oldest" selected="selected">Oldest</option>
      <mvt:else>
        <option value="oldest">Oldest</option>
      </mvt:if>
      <mvt:if expr="g.GD_Ratings:Sort EQ 'highest'">
        <option value="highest" selected="selected">Highest Rated</option>
      <mvt:else>
        <option value="highest">Highest Rated</option>
      </mvt:if>
      <mvt:if expr="g.GD_Ratings:Sort EQ 'lowest'">
        <option value="lowest" selected="selected">Lowest Rated</option>
      <mvt:else>
        <option value="lowest">Lowest Rated</option>
      </mvt:if>
    </select>
    <button type="submit">GO</button>
  </form>
```

---

## Bottom Pagination:

```
</li>
</mvt:if>
</ul>
<div class="gd-reviews-pagination-sort">
  <form action="&mvt:global:sessionurl;">
    <input type="hidden" name="Screen" value="PROD" />
    <input type="hidden" name="Product_Code" value="&mvt:product:code;" />
    <input type="hidden" name="Store_Code" value="&mvt:global:Store_Code;" />
    <select name="GD_Ratings:Sort">
      <mvt:if expr="g.GD_Ratings:Sort EQ 'newest'">
        <option value="newest" selected="selected">Newest</option>
      </mvt:if>
      <mvt:if expr="g.GD_Ratings:Sort EQ 'oldest'">
        <option value="oldest" selected="selected">Oldest</option>
      </mvt:if>
      <mvt:if expr="g.GD_Ratings:Sort EQ 'highest'">
        <option value="highest" selected="selected">Highest Rated</option>
      </mvt:if>
      <mvt:if expr="g.GD_Ratings:Sort EQ 'lowest'">
        <option value="lowest" selected="selected">Lowest Rated</option>
      </mvt:if>
    </select>
```

## Upgrade to v5.007

Added support for relative protocol that was breaking some secure stores. To fix this implement the default latest templates below.

## FAQs

### Question

When I click the review button, it shows a blank window. How do I fix it?

### Answer

The module injects templates and items on install. Sometimes the items don't assign correctly to the store. Check to make sure your GD\_WREVIEW screen has gd\_ratings item assigned to it. If you still have problems, contact module support.

### Question

The write review page has multiple base href tags. How do I fix it?

### Answer

This might happen on non-standard CSSUI builds or with some ReadyTheme stores. The easiest fix is to navigate to the GD\_WREVIEW page in Miva admin and remove the <base href="&mvt:global:basehref;" /> in the head section of the Page template.



---

## Latest Default Templates

### Stars Widget

```
<mvt:if expr="!l.settings:product:gd_ratings:total GT 0">
  <div class="gd-rating-stars-cont gd-rating-stars-style-&mvt:gd_ratings:stars_style;" data-gd-
starsstyle="&mvt:gd_ratings:stars_style;">
  <div class="gd-rating-stars-rating-cont">
    <div class="gd-rating-stars-disp">
      <i class="fa fa-&mvt:gd_ratings:config:fa_star;"></i>
      <i class="fa fa-&mvt:gd_ratings:config:fa_star;"></i>
      <i class="fa fa-&mvt:gd_ratings:config:fa_star;"></i>
      <i class="fa fa-&mvt:gd_ratings:config:fa_star;"></i>
      <i class="fa fa-&mvt:gd_ratings:config:fa_star;"></i>

    <div class="gd-rating-stars" style="width: &mvt:product:gd_ratings:perc;">
      <i class="fa fa-&mvt:gd_ratings:config:fa_star;"></i>
      <i class="fa fa-&mvt:gd_ratings:config:fa_star;"></i>
      <i class="fa fa-&mvt:gd_ratings:config:fa_star;"></i>
      <i class="fa fa-&mvt:gd_ratings:config:fa_star;"></i>
      <i class="fa fa-&mvt:gd_ratings:config:fa_star;"></i>
    </div>
  </div>
  <span class="gd-rating-total-reviews">&mvt:product:gd_ratings:total;</span>
</div>
<mvt:if expr="!l.settings:gd_ratings:stars_style EQ 'enhanced'">
  <span class="gd-rating-review-link-cont gd-stars-enhanced">
  | <a href="&mvt:gd_ratings:protocol_relative_url;Screen=GD_WREVIEW&Product_
Code=&mvt:product:code;" class="gd-rating-review-link" rel="nofollow">Write a Review</a>
  </span>
</mvt:if>
</div>
<div class="gd-enhanced-section" id="gd-enhanced-section">
  <div class="gd-review-snapshot">
  <div class="gd-snapshot-title">
Ratings Snapshot
  </div>
  <div class="gd-row gd-snapshot-breakdown">
  <div class="gd-review-overall">
  <div class="gd-review-overall-rating">&mvt:product:gd_ratings:rating;</div>
  <div class="gd-review-overall-info">out of 5</div>
  </div>
  <div class="gd-review-stars-breakdown">
  <mvt:foreach iterator="breakdown" array="product:gd_ratings:breakdown">
  <div class="gd-review-star-breakdown">
&mvt:breakdown:overall; <i class="fa fa-&mvt:gd_ratings:config:fa_star;"></i>
  <span class="gd-review-breakdown-indicator">
  <span class="gd-review-breakdown-value" style="width:
&mvt:breakdown:perc;"></span>
```

```

    </span>
    (&mvt:breakdown:count;)
    </div>
  </mvt:foreach>
</div>
</div>
  <mvt:if expr="!l.settings:product:gd_ratings:additional_breakdown">
  <div class="gd-review-additional-breakdowns-cont">
    <mvt:foreach iterator="add_breakdown" array="product:gd_ratings:additional_breakdown">
    <div class="gd-review-additional-breakdown">
      <span class="gd-review-additional-breakdown-name">&mvt:add_
breakdown:name;</span>
      <span class="gd-review-breakdown-indicator">
      <span class="gd-review-breakdown-value" style="width: &mvt:add_
breakdown:perc;;"></span>
    </span>
      <span class="gd-review-additional-breakdown-average">&mvt:add_
breakdown:average;</span>
    </div>
    </mvt:foreach>
  </div>
  </mvt:if>
  <div class="gd-review-would-recommend-cont">
  <span>Would recommend this product.</span>
  <div class="gd-review-would-recommend-indicator">
  <div class="gd-review-would-recommend-value" style="width: &mvt:product:gd_
ratings:recommend:perc;;"></div>
  <div class="gd-review-would-recommend-text-value">
  &mvt:product:gd_ratings:recommend:perc;
  </div>
  </div>
  </div>
  </div>
  </div>
</div>
<mvt:else>
  <span class="gd-rating-review-link-cont">
  Not Yet Rated
  <mvt:if expr="g.Screen EQ 'PROD'">
  I <a href="&mvt:gd_ratings:protocol_relative_url;Screen=GD_WREVIEW&Product_
Code=&mvt:product:code;" class="gd-rating-review-link" rel="nofollow">Write the First Review</a>
  </mvt:if>
  </span>
</mvt:if>

```

---

## Reviews Display Widget

```
<mvt:if expr="g.GD_Ratings:Reviewed GT 0">
    Thank you for your review!
</mvt:if>
```

```
<div id="gd-reviews-cont">
    <div class="gd-reviews-title">
        <h3>Customer Ratings & Reviews</h3>
    </div>
```

```
<mvt:if expr="l.settings:product:gd_ratings:total GT 0">
    <div class="gd-row">
        <div class="gd-large6 gd-column gd-column-breakdown">
            <mvt:item name="gd_ratings" param="stars" />

            <div class="gd-row">
                <div class="gd-review-overall">
                    <div class="gd-review-overall-rating">&mvt:product:gd_ratings:rating;</div>
                    <div class="gd-review-overall-info">out of 5</div>
                </div>
                <div class="gd-review-stars-breakdown">
                    <mvt:foreach iterator="breakdown" array="product:gd_ratings:breakdown">
                        <div class="gd-review-star-breakdown">
                            &mvt:breakdown:overall; <i class="fa fa-&mvt:gd_ratings:config:fa_star;"></i>
                            <span class="gd-review-breakdown-indicator">
                                <span class="gd-review-breakdown-value" style="width:
&mvt:breakdown:perc;;"></span>
                            </span>
                                (&mvt:breakdown:count;)
                            </div>
                        </mvt:foreach>
                    </div>
                </div>
                <div class="gd-large6 gd-column gd-column-additional-breakdown">
                    <div class="gd-review-additional-breakdowns-cont">
                        <mvt:foreach iterator="add_breakdown" array="product:gd_ratings:additional_breakdown">
                            <div class="gd-review-additional-breakdown">
                                <span class="gd-review-additional-breakdown-name">&mvt:add_
breakdown:name;</span>
                                <span class="gd-review-breakdown-indicator">
                                    <span class="gd-review-breakdown-value" style="width: &mvt:add_
breakdown:perc;;"></span>
                                </span>
                                    <span class="gd-review-additional-breakdown-average">&mvt:add_
breakdown:average;</span>
                                </div>
```

```

</mvt:foreach>
</div>
<div class="gd-review-would-recommend-cont">
<span>Would recommend this product.</span>
<div class="gd-review-would-recommend-indicator">
  <div class="gd-review-would-recommend-value" style="width: &mvt:product:gd_
ratings:recommend:perc;;"></div>
  <div class="gd-review-would-recommend-text-value">
    &mvt:product:gd_ratings:recommend:perc;
  </div>
</div>
</div>
</div>
</div>
<div class="gd-reviews-pagination gd-reviews-pagination-top">
<div class="gd-reviews-pagination-total">
&mvt:product:gd_ratings:total; Total Reviews
</div>
<mvt:if expr="!l.settings:product:gd_ratings:pagination:total GT 1">
<ul class="gd-reviews-pagination-nav">
<mvt:if expr="NOT ISNULL l.settings:product:gd_ratings:pagination:previous">
<li>
<a href="&mvt:global:sessionurl;Screen=PROD&amp;Product_
Code=&mvt:product:code;&amp;GD_Ratings:Sort=&mvt:global:GD_Ratings:Sort;&amp;GD_
Ratings:Offset=&mvt:product:gd_ratings:pagination:previous;">
&laquo;
</a>
</li>
</mvt:if>
<mvt:foreach iterator="offset" array="product:gd_ratings:pagination:offsets">
<mvt:if expr="!l.settings:offset:page EQ l.settings:product:gd_
ratings:pagination:current_page">
  <li class="active">&mvt:offset:page;</li>
<mvt:else>
  <li class="">
    <a href="&mvt:global:sessionurl;Screen=PROD&amp;Product_
Code=&mvt:product:code;&amp;GD_Ratings:Sort=&mvt:global:GD_Ratings:Sort;&amp;GD_Ratings:
Offset=&mvt:offset:offset;">
&mvt:offset:page;
    </a>
  </li>
</mvt:if>
</mvt:foreach>
<mvt:if expr="NOT ISNULL l.settings:product:gd_ratings:pagination:next">
<li>
  <a href="&mvt:global:sessionurl;Screen=PROD&amp;Product_
Code=&mvt:product:code;&amp;GD_Ratings:Sort=&mvt:global:GD_Ratings:Sort;&amp;GD_
Ratings:Offset=&mvt:product:gd_ratings:pagination:next;">

```

```

&raquo;
    </a>
  </li>
</mvt:if>
</ul>
</mvt:if>
  <div class="gd-reviews-pagination-sort">
<form action="&mvt:global:sessionurl;">
  <input type="hidden" name="Screen" value="PROD" />
  <input type="hidden" name="Product_Code" value="&mvte:product:code;" />
  <input type="hidden" name="Store_Code" value="&mvte:global:Store_Code;" />
  <select name="GD_Ratings:Sort">
<mvt:if expr="g.GD_Ratings:Sort EQ 'newest'">
  <option value="newest" selected="selected">Newest</option>
<mvt:else>
  <option value="newest">Newest</option>
</mvt:if>
<mvt:if expr="g.GD_Ratings:Sort EQ 'oldest'">
  <option value="oldest" selected="selected">Oldest</option>
<mvt:else>
  <option value="oldest">Oldest</option>
</mvt:if>
<mvt:if expr="g.GD_Ratings:Sort EQ 'highest'">
  <option value="highest" selected="selected">Highest Rated</option>
<mvt:else>
  <option value="highest">Highest Rated</option>
</mvt:if>
<mvt:if expr="g.GD_Ratings:Sort EQ 'lowest'">
  <option value="lowest" selected="selected">Lowest Rated</option>
<mvt:else>
  <option value="lowest">Lowest Rated</option>
</mvt:if>
</select>
  <button type="submit">GO</button>
</form>
</div>

</div>
  <div class="gd-reviews">
  <mvt:foreach iterator="review" array="product:gd_ratings:reviews">
  <div class="gd-review">
  <div class="gd-row">
  <div class="gd-large7 gd-column">
  <div class="gd-review-title">
  &mvt:review:title;
  </div>

  <div class="gd-rating-stars-disp">

```

```
<i class="fa fa-&mvt:gd_ratings:config:fa_star;"></i>
  <i class="fa fa-&mvt:gd_ratings:config:fa_star;"></i>
  <i class="fa fa-&mvt:gd_ratings:config:fa_star;"></i>
  <i class="fa fa-&mvt:gd_ratings:config:fa_star;"></i>
  <i class="fa fa-&mvt:gd_ratings:config:fa_star;"></i>
  <div class="gd-rating-stars" style="width: &mvt:review:overall_perc;;">
  <i class="fa fa-&mvt:gd_ratings:config:fa_star;"></i>
  <i class="fa fa-&mvt:gd_ratings:config:fa_star;"></i>
  <i class="fa fa-&mvt:gd_ratings:config:fa_star;"></i>
  <i class="fa fa-&mvt:gd_ratings:config:fa_star;"></i>
  <i class="fa fa-&mvt:gd_ratings:config:fa_star;"></i>
  </div>
  <span class="gd-review-overall">
  &mvt:review:overall; out of 5
  </span>
  </div>
  <div class="gd-review-user">
  <div class="gd-review-user-nickname">
  &mvt:review:user:nickname;
  </div>
  <div class="gd-review-user-location">
  <strong>Location:</strong> &mvt:review:user:location;
  </div>
  <div class="gd-review-date">
  <strong>Date:</strong> <mvt:item name="gd_ratings" param="date_formatIF
d, Yll.all_settings:review:created_at" />
  </div>
  </div>

  <div class="gd-review-summary">
  &mvt:review:summary;
  </div>
  <div class="gd-review-actions">
  <mvt:if expr="l.settings:review:order_id GT 0">
  <span class="gd-verified-buyer">
  <i class="fa fa-check-circle"></i>
  Verified Buyer
  </span>
  </mvt:if>
  <mvt:if expr="l.settings:review:recommended">
  <span class="gd-review-recommended">
  <i class="fa fa-bullhorn"></i>

  Recommended
  </span>
  </mvt:if>
  </div>
  </div>
```

```
<div class="gd-large5 gd-column">
  <div class="gd-review-additional-breakdowns-cont">
    <mvt:foreach iterator="additional" array="review:additional">
      <div class="gd-review-additional-breakdown">
        <span class="gd-review-additional-breakdownname">&mvt:additional:name;</span>
        <span class="gd-review-breakdown-indicator">
          <span class="gd-review-breakdown-value" style="width:
&mvt:additional:perc;,"></span>
          </span>
          <span class="gd-review-additional-breakdownvalue">&mvt:additional:value;</span>
        </div>
      </mvt:foreach>
    </div>
  </div>
  </div>
  </div>
  </mvt:foreach>
  </div>
  <div class="gd-reviews-pagination gd-reviews-pagination-bottom">
    <div class="gd-reviews-pagination-total">
&mvt:product:gd_ratings:total; Total Reviews
    </div>
    <mvt:if expr="!l.settings:product:gd_ratings:pagination:total GT 1">
    <ul class="gd-reviews-pagination-nav">
    <mvt:if expr="NOT ISNULL l.settings:product:gd_ratings:pagination:previous">
    <li>
      <a href="&mvt:global:sessionurl;Screen=PROD&amp;Product_
Code=&mvte:product:code;&amp;GD_Ratings:Sort=&mvte:global:GD_Ratings:Sort;&amp;GD_
Ratings:Offset=&mvte:product:gd_ratings:pagination:previous;">
&laquo;
      </a>
    </li>
    </mvt:if>
    <mvt:foreach iterator="offset" array="product:gd_ratings:pagination:offsets">
    <mvt:if expr="!l.settings:offset:page EQ l.settings:product:gd_
ratings:pagination:current_page">
    <li class="active">&mvt:offset:page;</li>
    <mvt:else>
    <li class="">
      <a href="&mvt:global:sessionurl;Screen=PROD&amp;Product_
Code=&mvte:product:code;&amp;GD_Ratings:Sort=&mvte:global:GD_Ratings:Sort;&amp;GD_Ratings:
Offset=&mvte:offset:offset;">
&mvt:offset:page;
      </a>
    </li>
    </mvt:if>
    </mvt:foreach>
    <mvt:if expr="NOT ISNULL l.settings:product:gd_ratings:pagination:next">
```

```

    <li>
      <a href="&mvt:global:sessionurl;Screen=PROD&amp;Product_
Code=&mvt:product:code;&amp;GD_Ratings:Sort=&mvt:global:GD_Ratings:Sort;&amp;GD_
Ratings:Offset=&mvt:product:gd_ratings:pagination:next;">
        &raquo;
      </a>
    </li>
  </mvt:if>
</ul>
</mvt:if>
<div class="gd-reviews-pagination-sort">
  <form action="&mvt:global:sessionurl;">
    <input type="hidden" name="Screen" value="PROD" />
    <input type="hidden" name="Product_Code" value="&mvt:product:code;" />
    <input type="hidden" name="Store_Code" value="&mvt:global:Store_Code;" />
    <select name="GD_Ratings:Sort">
      <mvt:if expr="g.GD_Ratings:Sort EQ 'newest'">
        <option value="newest" selected="selected">Newest</option>
      <mvt:else>
        <option value="newest">Newest</option>
      </mvt:if>
      <mvt:if expr="g.GD_Ratings:Sort EQ 'oldest'">
        <option value="oldest" selected="selected">Oldest</option>
      <mvt:else>
        <option value="oldest">Oldest</option>
      </mvt:if>
      <mvt:if expr="g.GD_Ratings:Sort EQ 'highest'">
        <option value="highest" selected="selected">Highest Rated</option>
      <mvt:else>
        <option value="highest">Highest Rated</option>
      </mvt:if>
      <mvt:if expr="g.GD_Ratings:Sort EQ 'lowest'">
        <option value="lowest" selected="selected">Lowest Rated</option>
      <mvt:else>
        <option value="lowest">Lowest Rated</option>
      </mvt:if>
    </select>
    <button type="submit">GO</button>
  </form>
</div>
</div>
  <mvt:else>
    <p>Be the first to rate this item!</p>
    <p><a href="&mvt:gd_ratings:protocol_relative_url;Screen=GD_WREVIEW&Product_
Code=&mvt:product:code;" class="gd-rating-review-link" rel="nofollow">Write Review</a></p>
  </mvt:if>
</div>

```



---

## Write Review Widget

```
<mvt:if expr="g.GD_Error">
    Error: &mvte:global:GD_Error;
</mvt:if>

<div id="gd-ratings-review-widget">
    <div class="gd-ratings-review-widget-title">
        <h2>Product Review
            <small class="product-name">
                &mvt:gd_ratings:product:name;
            </small>
        </h2>
    </div>

    <form action="&mvt:gd_ratings:protocol_relative_url;" method="post">
        <input type="hidden" name="Action" value="GD_WREVIEW" />
        <input type="hidden" name="GD_Ratings:product_review:product_id" value="&mvt:gd_
ratings:product:id;" />
        <mvt:if expr="g.OrderID">
            <input type="hidden" name="OrderID" value="&mvte:global:OrderID;" />
            <input type="hidden" name="RedirectTo" value="&mvt:global:domain:mm_
url;Screen=GD_WREVIEW" />
        <mvt:else>
            <input type="hidden" name="RedirectTo" value="&mvt:global:domain:mm_
url;Screen=PROD&amp;Product_Code=&mvte:gd_ratings:product:code;" />
        </mvt:if>

        <div id="gd-review-container">
            <div class="gd-field-group">
                <label class="required">Title</label>
                <input type="text" name="GD_Ratings:product_review:title" value="&mvt:global:GD_
Ratings:product_review:title;" />
            </div>

            <div class="gd-field-group gd-rate-field">
                <input type="hidden" name="GD_Ratings:product_review:overall" value="&mvt:global:GD_
Ratings:product_review:overall;" id="gd_review_product_review_overall" />
                <label class="required">Overall Rating</label>

                <span class="gd-review-stars-control" data-target="#gd_review_product_review_overall">
                    <button data-value="1">
                        <i class="fa fa-&mvt:gd_ratings:config:fa_star;"></i>
                    </button>
                    <button data-value="2">
                        <i class="fa fa-&mvt:gd_ratings:config:fa_star;"></i>
                    </button>
                    <button data-value="3">
```

```

        <i class="fa fa-&mvt:gd_ratings:config:fa_star;"></i>
    </button>
    <button data-value="4">
    <i class="fa fa-&mvt:gd_ratings:config:fa_star;"></i>
    </button>
    <button data-value="5">
    <i class="fa fa-&mvt:gd_ratings:config:fa_star;"></i>
    </button>
</span>
</div>

<mvt:assign name="g.index" value="0" />
<mvt:foreach iterator="additional_field" array="gd_ratings:additional_fields:results">
    <mvt:assign name="g.index" value="g.index + 1" />
    <input type="hidden" name="GD_Ratings:additional_rating[&mvt:global:index;]:id"
value="&mvt:additional_field:id;" />

    <div class="gd-field-group gd-rate-field">
    <input type="hidden" name="GD_Ratings:additional_rating[&mvt:global:index;]:value"
value="0" id="gd_review_additional_rating_&mvt:global:index;_value" />
    <label class="required">&mvt:additional_field:name;</label>
    <span class="gd-review-rating-control" data-target="#gd_review_additional_
rating_&mvt:global:index;_value">
    <button data-value="1"></button>
    <button data-value="2"></button>
    <button data-value="3"></button>
    <button data-value="4"></button>
    <button data-value="5"></button>
    </span>
</div>
</mvt:foreach>

    <input type="hidden" name="GD_Ratings:additional_ratings_total"
value="&mvt:global:index;" />
    <div class="gd-field-group">
    <label class="required">Summary</label>
    <textarea name="GD_Ratings:product_review:summary">
    &mvt:global:GD_Ratings:product_review:summary;
    </textarea>
    </div>

<div class="gd-field-group">
    <strong>Would you recommend this product?</strong>

    <label class="gd-checkbox">
    <input type="radio" name="GD_Ratings:product_review:recommended" value="1" />
    Yes
    </label>

```

---

```
<label class="gd-checkbox">
<input type="radio" name="GD_Ratings:product_review:recommended" value="0" />
No
</label>
</div>

<h3>Your Information</h3>
<div class="gd-field-group">
<label>Nick Name</label>
<input type="text" name="GD_Ratings:user:nickname" value="&mvte:global:GD_
Ratings:user:nickname;" />
</div>
<div class="gd-field-group">
<label>Email</label>
<input type="text" name="GD_Ratings:user:email" value="&mvte:global:GD_
Ratings:user:email;" />
</div>
<div class="gd-field-group">
<label>Location</label>
<input type="text" name="GD_Ratings:user:location" value="&mvte:global:GD_
Ratings:user:location;" />
</div>
<div class="gd-field-group">
<label class="gd-checkbox">
<mvt:if expr="g.GD_Ratings:user:notify">
<input type="checkbox" name="GD_Ratings:user:notify" value="1"
checked="checked" />
<mvt:else>
<input type="checkbox" name="GD_Ratings:user:notify" value="1" />
</mvt:if>
Send me an email if my review is approved.
</label>
</div>

<h3>Rate Your Experience with &mvte:global:Domain:company;</h3>
<div class="gd-field-group gd-rate-field">
<label>Overall Rating</label>
<input type="hidden" name="GD_Ratings:store_review:overall" value="0" id="gd_review_
store_review_overall" />

<span class="gd-review-stars-control" data-target="#gd_review_store_review_overall">
<button data-value="1">
<i class="fa fa-&mvte:gd_ratings:config:fa_star;"></i>
</button>
<button data-value="2">
<i class="fa fa-&mvte:gd_ratings:config:fa_star;"></i>
</button>
<button data-value="3">
```

---

---

```
<i class="fa fa-&mv:gd_ratings:config:fa_star;"></i>
</button>
<button data-value="4">
  <i class="fa fa-&mv:gd_ratings:config:fa_star;"></i>
</button>
<button data-value="5">
  <i class="fa fa-&mv:gd_ratings:config:fa_star;"></i>
</button>
</span>
</div>
```

```
<div class="gd-field-group">
  <label>Comments</label>
  <textarea name="GD_Ratings:store_review:summary">
    &mv:global:GD_Ratings:store_review:summary;
  </textarea>
</div>
</div>
<mv:if expr="l.settings:gd_ratings:config:recaptcha:site_key">
  <div class="g-recaptcha" data-sitekey="&mv:gd_ratings:config:recaptcha:site_key;"></div>
</mv:if>
```

```
<div class="actions">
  <button type="submit">
    Submit Review
  </button>
</div>
</form>
</div>
```

## CSS

```
.gd-common {
  font-family: normal Arial, Helvetica, Verdana, sans-serif;
  line-height: 1em;
}
body .gd-rating-stars-cont,
body #gd-reviews-cont,
body .qu-tooltip-cont,
body .gd-rating-review-link-cont,
body #gd-store-reviews-cont {
  font-family: normal Arial, Helvetica, Verdana, sans-serif !important;
  font-size: 12px !important;
  color: #000000 !important;
}
body .gd-rating-stars-cont div,
body #gd-reviews-cont div,
body .qu-tooltip-cont div,
```

---

---

body .gd-rating-review-link-cont div,  
body #gd-store-reviews-cont div,  
body .gd-rating-stars-cont p,  
body #gd-reviews-cont p,  
body .qu-tooltip-cont p,  
body .gd-rating-review-link-cont p,  
body #gd-store-reviews-cont p,  
body .gd-rating-stars-cont h1,  
body #gd-reviews-cont h1,  
body .qu-tooltip-cont h1,  
body .gd-rating-review-link-cont h1,  
body #gd-store-reviews-cont h1,  
body .gd-rating-stars-cont h2,  
body #gd-reviews-cont h2,  
body .qu-tooltip-cont h2,  
body .gd-rating-review-link-cont h2,  
body #gd-store-reviews-cont h2,  
body .gd-rating-stars-cont h3,  
body #gd-reviews-cont h3,  
body .qu-tooltip-cont h3,  
body .gd-rating-review-link-cont h3,  
body #gd-store-reviews-cont h3,  
body .gd-rating-stars-cont h4,  
body #gd-reviews-cont h4,  
body .qu-tooltip-cont h4,  
body .gd-rating-review-link-cont h4,  
body #gd-store-reviews-cont h4,  
body .gd-rating-stars-cont h5,  
body #gd-reviews-cont h5,  
body .qu-tooltip-cont h5,  
body .gd-rating-review-link-cont h5,  
body #gd-store-reviews-cont h5,  
body .gd-rating-stars-cont ul,  
body #gd-reviews-cont ul,  
body .qu-tooltip-cont ul,  
body .gd-rating-review-link-cont ul,  
body #gd-store-reviews-cont ul,  
body .gd-rating-stars-cont li,  
body #gd-reviews-cont li,  
body .qu-tooltip-cont li,  
body .gd-rating-review-link-cont li,  
body #gd-store-reviews-cont li,  
body .gd-rating-stars-cont span,  
body #gd-reviews-cont span,  
body .qu-tooltip-cont span,  
body .gd-rating-review-link-cont span,  
body #gd-store-reviews-cont span {  
font-family: normal Arial, Helvetica, Verdana, sans-serif;

---

---

```
line-height: 1em;
}
#gd-ratings-review-widget {
font-size: 14px;
padding: 0 20px;
}
#gd-ratings-review-widget h2 {
font-size: 22px;
}
#gd-ratings-review-widget h3 {
color: #666;
font-size: 18px;
border-bottom: 1px solid black;
line-height: 1.5em;
}
#gd-ratings-review-widget .gd-ratings-review-widget-title h2 small {
font-size: 0.75em;
}
#gd-ratings-review-widget strong,
#gd-ratings-review-widget label {
margin-bottom: 0.5em;
display: block;
float: none;
width: auto;
text-align: left;
}
#gd-ratings-review-widget label.required:after {
content: '*';
color: red;
padding-left: 3px;
}
#gd-ratings-review-widget label.gd-checkbox {
width: auto;
}
#gd-ratings-review-widget input {
display: block;
}
#gd-ratings-review-widget input[type="text"] {
width: 95%;
padding: 0 8px;
border: 1px #cccccc solid;
border-radius: 4px;
height: 2.25em;
}
#gd-ratings-review-widget input[type="checkbox"],
#gd-ratings-review-widget input[type="radio"] {
display: inline;
}
}
```

---

---

```
#gd-ratings-review-widget textarea {
width: 98%;
height: 150px;
border: 1px #cccccc solid;
border-radius: 4px;
}
#gd-ratings-review-widget .gd-field-group {
margin-bottom: 10px;
}
#gd-ratings-review-widget .gd-field-group.gd-rate-field {
line-height: 25px;
margin-bottom: 0.5em;
}
#gd-ratings-review-widget .gd-field-group.gd-rate-field label {
display: inline-block;
width: 120px;
margin-bottom: 0;
}
#gd-ratings-review-widget .gd-row {
display: table;
width: 100%;
}
#gd-ratings-review-widget .gd-column {
float: left;
}
#gd-ratings-review-widget .gd-column input {
width: auto;
display: inline;
}
#gd-ratings-review-widget .product-name {
color: #666;
}
#gd-ratings-review-widget .gd-review-stars-control {
vertical-align: middle;
display: inline-block;
line-height: 14px;
}
#gd-ratings-review-widget .gd-review-stars-control button {
background: none;
width: auto;
padding: 0;
border: 0;
margin-left: -1px;
outline: none;
color: #dbdbdb;
font-size: 18px;
}
#gd-ratings-review-widget .gd-review-stars-control button.checked {
```

---

```
color: &mvt:config:filled_color;;
}
#gd-ratings-review-widget .gd-review-rating-control {
display: inline-block;
vertical-align: middle;
line-height: 0px;
}
#gd-ratings-review-widget .gd-review-rating-control button {
border: none;
width: 18px;
height: 6px;
background: #dbdbdb;
outline: none;
}
#gd-ratings-review-widget .gd-review-rating-control button.checked {
background: &mvt:config:filled_color;;
}
#gd-ratings-review-widget .actions {
margin-top: 10px;
}
#gd-ratings-review-widget .gd-large1 {
width: 8%;
}
#gd-ratings-review-widget .gd-large2 {
width: 16%;
}
#gd-ratings-review-widget .gd-large3 {
width: 25%;
}
#gd-ratings-review-widget .gd-large4 {
width: 33%;
}
#gd-ratings-review-widget .gd-large5 {
width: 41%;
}
#gd-ratings-review-widget .gd-large6 {
width: 50%;
}
#gd-ratings-review-widget .gd-large7 {
width: 58%;
}
#gd-ratings-review-widget .gd-large8 {
width: 66%;
}
#gd-ratings-review-widget .gd-large9 {
width: 75%;
}
#gd-ratings-review-widget .gd-large10 {
width: 83%;
```

---



---

```
}
#gd-ratings-review-widget .gd-large11 {
width: 91%;
}
#gd-ratings-review-widget .gd-large12 {
width: 100%;
}
.gd-rating-stars-disp {
display: inline-block;
float: left;
margin-right: 5px;
color: #dbdbdb !important;
padding-top: 2px;
position: relative;
}
.gd-rating-stars-disp .gd-rating-stars {
height: 18px;
overflow: hidden;
color: &mvt:config:filled_color;;
position: absolute;
top: 2px;
left: 0;
white-space: nowrap;
}
.gd-rating-stars-disp i {
margin-left: -1px;
font-size: 16px;
}
.gd-rating-stars-cont {
position: relative;
}
.gd-rating-stars-cont .gd-rating-review-link-cont {
font-weight: bold;
font-size: 12px !important;
position: absolute;
top: 5px;
padding-left: 4px;
}
.gd-rating-stars-cont .gd-rating-review-link {
text-decoration: none;
}
.gd-rating-stars-cont .gd-rating-review-link:hover {
text-decoration: underline;
}
.gd-rating-stars-cont .gd-rating-total-reviews {
font-size: 10px;
background: #a6a6a6;
color: white;
```

---

```
border-radius: 6px;
padding: 2px 4px;
display: inline-block;
margin-top: 3px;
line-height: 12px;
}
.gd-rating-stars-cont .gd-rating-stars-rating-cont {
display: inline-block;
}
.gd-rating-stars-cont.gd-rating-stars-style-enhanced .gd-rating-stars-rating-cont {
cursor: pointer;
}
#gd-reviews-cont,
.gd-review-snapshot {
margin-top: 15px;
}
#gd-reviews-cont .gd-review,
.gd-review-snapshot .gd-review {
display: table;
width: 100%;
border-bottom: 1px solid #ccc;
padding: 10px 0 0 10px;
}
#gd-reviews-cont .gd-review .gd-rating-stars-disp,
.gd-review-snapshot .gd-review .gd-rating-stars-disp {
float: none;
margin-bottom: 10px;
}
#gd-reviews-cont .gd-review .gd-rating-stars-disp .gd-review-overall,
.gd-review-snapshot .gd-review .gd-rating-stars-disp .gd-review-overall {
font-size: 10px;
background: #a6a6a6;
color: white;
border-radius: 6px;
padding: 2px 4px;
display: inline-block;
position: absolute;
top: 3px;
left: 100px;
width: 55px;
text-align: center;
float: none;
margin: 0;
}
#gd-reviews-cont .gd-reviews,
.gd-review-snapshot .gd-reviews {
margin: 0;
```

---

```
border-top: 1px solid #ccc;
font-size: 12px;
}
#gd-reviews-cont .gd-reviews-title,
.gd-review-snapshot .gd-reviews-title {
margin-bottom: 15px;
font-size: 14px;
margin-bottom: 5px;
}
#gd-reviews-cont .gd-reviews-title h3,
.gd-review-snapshot .gd-reviews-title h3 {
margin-bottom: 0.25em;
padding-bottom: 0.5em;
border-bottom: 1px solid #cccccc;
}
#gd-reviews-cont .gd-review-user .gd-review-user-nickname,
.gd-review-snapshot .gd-review-user .gd-review-user-nickname {
font-weight: bold;
}
#gd-reviews-cont .gd-review-user > div,
.gd-review-snapshot .gd-review-user > div {
margin-bottom: 0.25em;
}
#gd-reviews-cont .gd-review-summary,
.gd-review-snapshot .gd-review-summary {
margin: 10px 0;
}
#gd-reviews-cont .gd-review-title,
.gd-review-snapshot .gd-review-title {
font-weight: bold;
margin-bottom: 0.25em;
}
#gd-reviews-cont .gd-review-overall,
.gd-review-snapshot .gd-review-overall {
margin: 0 10px 0 0;
width: 55px;
background: #c8c8c8;
padding: 2px 5px;
float: left;
}
#gd-reviews-cont .gd-review-stars-breakdown,
.gd-review-snapshot .gd-review-stars-breakdown {
float: left;
font-size: 12px;
}
#gd-reviews-cont .gd-review-stars-breakdown .gd-review-star-breakdown,
.gd-review-snapshot .gd-review-stars-breakdown .gd-review-star-breakdown {
margin-bottom: 5px;
}
```

---

---

```
}
#gd-reviews-cont .gd-review-stars-breakdown .gd-review-star-breakdown i,
.gd-review-snapshot .gd-review-stars-breakdown .gd-review-star-breakdown i {
  color: &mvt:config:filled_color;;
}
#gd-reviews-cont .gd-review-overall-rating,
.gd-review-snapshot .gd-review-overall-rating {
  background: #f7f7f7;
  font-weight: bold;
  margin: 2px 0;
  padding: 2px 0;
  text-align: center;
  font-size: 32px;
  line-height: 1em;
}
#gd-reviews-cont .gd-review-overall-info,
.gd-review-snapshot .gd-review-overall-info {
  color: black;
  font-weight: bold;
  font-size: 11px;
  text-align: center;
  margin: 3px 0;
}
#gd-reviews-cont .gd-review-summary-divider,
.gd-review-snapshot .gd-review-summary-divider {
  border-bottom: 1px solid black;
  margin: 15px 0 12px;
}
#gd-reviews-cont .gd-review-breakdown-indicator,
.gd-review-snapshot .gd-review-breakdown-indicator {
  display: inline-block;
  width: 70px;
  background: #dbdbdb;
  height: 6px;
  vertical-align: middle;
  text-align: left;
  position: relative;
}
#gd-reviews-cont .gd-review-breakdown-indicator .gd-review-breakdown-value,
.gd-review-snapshot .gd-review-breakdown-indicator .gd-review-breakdown-value {
  display: inline-block;
  background: &mvt:config:filled_color;;
  height: 6px;
  position: absolute;
  top: 0;
}
#gd-reviews-cont .gd-reviews-pagination,
.gd-review-snapshot .gd-reviews-pagination {
```

---

---

```
padding: 15px 0;
display: table !important;
width: 100%;
}
#gd-reviews-cont .gd-reviews-pagination.gd-reviews-pagination-top,
.gd-review-snapshot .gd-reviews-pagination.gd-reviews-pagination-top {
border-top: 1px solid #ccc;
}
#gd-reviews-cont .gd-reviews-pagination.gd-reviews-pagination-bottom,
.gd-review-snapshot .gd-reviews-pagination.gd-reviews-pagination-bottom {
border-bottom: 1px solid #ccc;
}
#gd-reviews-cont .gd-reviews-pagination .gd-reviews-pagination-total,
.gd-review-snapshot .gd-reviews-pagination .gd-reviews-pagination-total {
float: left;
font-weight: bold;
margin-left: 15px;
margin-top: 3px;
width: 22%;
line-height: 19px;
}
#gd-reviews-cont .gd-reviews-pagination ul.gd-reviews-pagination-nav,
.gd-review-snapshot .gd-reviews-pagination ul.gd-reviews-pagination-nav {
float: left;
list-style: none;
padding: 0 10px;
margin: 3px 0 0 0;
width: 43%;
text-align: center;
line-height: 19px;
}
#gd-reviews-cont .gd-reviews-pagination ul.gd-reviews-pagination-nav > li,
.gd-review-snapshot .gd-reviews-pagination ul.gd-reviews-pagination-nav > li {
display: inline-block;
}
#gd-reviews-cont .gd-reviews-pagination ul.gd-reviews-pagination-nav > li a,
.gd-review-snapshot .gd-reviews-pagination ul.gd-reviews-pagination-nav > li a {
padding: 2px 4px;
margin: 0 1px;
text-decoration: none;
}
#gd-reviews-cont .gd-reviews-pagination ul.gd-reviews-pagination-nav > li a:hover,
.gd-review-snapshot .gd-reviews-pagination ul.gd-reviews-pagination-nav > li a:hover {
background: #2ba6cb;
color: white;
}
#gd-reviews-cont .gd-reviews-pagination ul.gd-reviews-pagination-nav > li.active,
.gd-review-snapshot .gd-reviews-pagination ul.gd-reviews-pagination-nav > li.active {
```

---

```
padding: 2px 4px;
margin: 0 1px;
background: #2ba6cb;
color: white;
}
#gd-reviews-cont .gd-reviews-pagination .gd-reviews-pagination-sort,
.gd-review-snapshot .gd-reviews-pagination .gd-reviews-pagination-sort {
float: right;
margin-right: 15px;
width: 26%;
text-align: right;
}
#gd-reviews-cont .gd-reviews-pagination .gd-reviews-pagination-sort form,
.gd-review-snapshot .gd-reviews-pagination .gd-reviews-pagination-sort form {
margin-bottom: 0;
}
.gd-column-breakdown {
border-right: 1px solid #cccccc;
margin-right: -1px;
padding-left: 10px;
width: 48% !important;
}
.gd-column-breakdown .gd-rating-stars-cont {
margin: 5px 0px 10px 0;
}
.gd-column-additional-breakdown {
text-align: center;
font-size: 12px;
}
.gd-review-would-recommend-indicator {
width: 100px;
height: 20px;
margin: 5px auto;
background: #dbdbdb;
position: relative;
}
.gd-review-would-recommend-indicator .gd-review-would-recommend-value {
height: 20px;
background: &mvt:config:filled_color;;
}
.gd-review-would-recommend-indicator .gd-review-would-recommend-text-value {
top: 3px;
width: 100px;
text-align: center;
position: absolute;
font-weight: bold;
font-size: 11px;
}
}
```

---

---

```
.gd-review-additional-breakdowns-cont {
margin-top: 30px;
text-align: center;
}
.gd-review-additional-breakdowns-cont .gd-review-additional-breakdown {
margin-bottom: 8px;
}
.gd-review-additional-breakdowns-cont .gd-review-additional-breakdown .gd-review-additional-break-
down-name
{
display: inline-block;
width: 130px;
font-weight: bold;
text-align: left;
}
.gd-review-additional-breakdowns-cont .gd-review-additional-breakdown .gd-review-additional-break-
down-average,
.gd-review-additional-breakdowns-cont .gd-review-additional-breakdown .gd-review-additional-break-
down-value
{
font-weight: bold;
}
.gd-review-actions {
margin-bottom: 10px;
}
.gd-review-actions a,
.gd-review-actions span {
margin-right: 5px;
}
.gd-review-actions a {
text-decoration: none;
}
.gd-review-actions a:hover {
text-decoration: underline;
}
.gd-large1 {
width: 8%;
}
.gd-large2 {
width: 16%;
}
.gd-large3 {
width: 25%;
}
.gd-large4 {
width: 33%;
}
.gd-large5 {
```

---

```
width: 41%;
}
.gd-large6 {
width: 50%;
}
.gd-large7 {
width: 58%;
}
.gd-large8 {
width: 66%;
}
.gd-large9 {
width: 75%;
}
.gd-large10 {
width: 83%;
}
.gd-large11 {
width: 91%;
}
.gd-large12 {
width: 100%;
}
.gd-review-snapshot .gd-snapshot-title {
font: normal Arial, Helvetica, Verdana, sans-serif !important;
text-align: left;
font-weight: bold;
font-size: 1.1em;
margin: 5px 0 10px 0;
}
.gd-review-snapshot .gd-row.gd-snapshot-breakdown {
border-bottom: 1px solid #ccc;
padding-bottom: 5px;
}
.gd-review-snapshot .gd-review-additional-breakdowns-cont {
margin: 10px 0;
border-bottom: 1px solid #ccc;
}
.gd-row {
display: table;
width: 100%;
}
.gd-row .gd-column {
float: left;
}
.gd-enhanced-section {
display: none;
}
```

---



---

```
.gd-stars-enhanced {
display: none;
}
.GD_WREVIEW #site-container {
max-width: 770px;
min-width: 350px;
width: 100%;
margin: 0 auto;
text-align: left;
border-collapse: collapse;
}
.GD_WREVIEW #content-container {
border: none;
clear: both;
width: 100%;
margin: 0;
}
#gd-store-reviews-cont {
border: 1px solid #ccc;
background: white;
padding: 0;
margin: 0;
}
#gd-store-reviews-cont #gd-store-reviews-header {
padding: 0;
margin: 0 35px;
border-bottom: 1px solid #ccc;
}
#gd-store-reviews-cont #gd-store-reviews-header-content {
text-align: center;
}
#gd-store-reviews-cont #gd-store-reviews-title {
margin: 15px 0 10px 0;
padding: 0;
}
#gd-store-reviews-cont #gd-store-reviews-aggregate-rating {
margin: 0 0 10px 0;
padding: 0;
}
#gd-store-reviews-cont #gd-store-reviews-title,
#gd-store-reviews-cont #gd-store-reviews-aggregate-rating {
text-align: center;
font-size: 22px;
font-weight: bold;
color: black;
}
#gd-store-reviews-cont #gd-store-reviews-list {
```

---

---

```
padding: 0;
margin: 0 0 30px 0;
}
#gd-store-reviews-cont #gd-store-reviews-list .gd-store-review {
margin: 0 35px;
padding: 15px 0;
border-bottom: 1px solid #ccc;
}
#gd-store-reviews-cont #gd-store-reviews-list .gd-store-review .gd-store-review-rating {
font-weight: bold;
}
.qu-tooltip {
position: absolute;
z-index: 9999;
}
.qu-tooltip .qu-tooltip-content {
border: 1px solid #ccc;
overflow: hidden;
background: white;
padding: 5px 10px;
box-shadow: 3px 4px 5px 0px #cfcfcf;
}
.qu-tooltip .qu-tooltip-cont {
position: relative;
}
.qu-tooltip .qu-tooltip-indicator {
width: 0;
height: 0;
position: absolute;
}
.qu-tooltip .qu-tooltip-indicator.qu-placement-top {
border-right: 7px solid transparent;
border-left: 7px solid transparent;
border-top: 7px solid #ccc;
bottom: -7px;
left: 7px;
}
.qu-tooltip .qu-tooltip-indicator.qu-placement-top > .qu-tooltip-indicator-int {
border-right: 6px solid transparent;
border-left: 6px solid transparent;
border-top: 6px solid white;
left: -6px;
bottom: 2px;
}
.qu-tooltip .qu-tooltip-indicator.qu-placement-bottom {
border-right: 7px solid transparent;
border-left: 7px solid transparent;
border-bottom: 7px solid #ccc;
}
```

---

---

```
top: -7px;
left: 7px;
}
.qu-tooltip .qu-tooltip-indicator.qu-placement-bottom > .qu-tooltip-indicator-int {
border-right: 6px solid transparent;
border-left: 6px solid transparent;
border-bottom: 6px solid white;
left: -6px;
top: 2px;
}
.qu-tooltip .qu-tooltip-indicator.qu-placement-right {
border-top: 7px solid transparent;
border-bottom: 7px solid transparent;
border-right: 7px solid #ccc;
top: 7px;
left: -7px;
}
.qu-tooltip .qu-tooltip-indicator.qu-placement-right > .qu-tooltip-indicator-int {
border-top: 6px solid transparent;
border-bottom: 6px solid transparent;
border-right: 6px solid white;
bottom: -6px;
left: 2px;
}
.qu-tooltip .qu-tooltip-indicator.qu-placement-left {
border-top: 7px solid transparent;
border-bottom: 7px solid transparent;
border-left: 7px solid #ccc;
top: 7px;
right: -7px;
}
.qu-tooltip .qu-tooltip-indicator.qu-placement-left > .qu-tooltip-indicator-int {
border-top: 6px solid transparent;
border-bottom: 6px solid transparent;
border-left: 6px solid white;
bottom: -6px;
right: 2px;
}
.qu-tooltip .qu-tooltip-indicator > .qu-tooltip-indicator-int {
width: 0;
height: 0;
position: absolute;
}
```